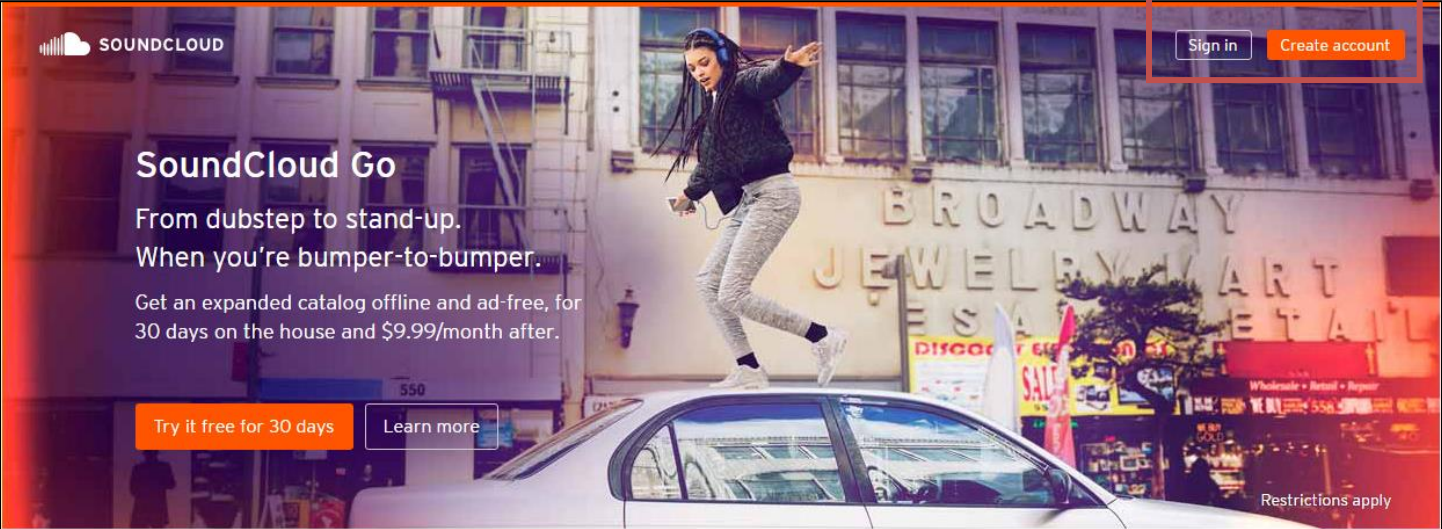


Instructions on Uploading Tracks to SoundCloud

Step 1: Sign in or sign up for a SoundCloud account.



The banner features a woman with long braids wearing headphones and jumping over a white car on a city street. In the background, a building has signs for "BROADWAY JEWELRY MART" and "SALE". The SoundCloud logo is in the top left. In the top right, there are two buttons: "Sign in" and "Create account". The text "SoundCloud Go" is prominently displayed, followed by the tagline "From dubstep to stand-up. When you're bumper-to-bumper." Below this, it says "Get an expanded catalog offline and ad-free, for 30 days on the house and \$9.99/month after." At the bottom left of the banner are two buttons: "Try it free for 30 days" and "Learn more". At the bottom right, it says "Restrictions apply".

SoundCloud

SoundCloud Go

From dubstep to stand-up.
When you're bumper-to-bumper.







Get an expanded catalog offline and ad-free, for 30 days on the house and \$9.99/month after.

Try it free for 30 days Learn more

Restrictions apply

Search for artists, bands, tracks, podcasts or Upload your own

Hear what's trending for free on charts

					
BROCCOLI feat. Lil Yachty Big Baby D.R.A.M.	You Was Right [Produced B... LIL UZI VERT	Designer- "Panda" (Prod... LifeOfDesigner	Sia Ft Sean Paul - Cheap ... Zura Nikabadze	Wake Up FettyWap1738	Money Longer LIL UZI VERT

Step 2: Once logged in, select the "Upload" button on the top menu.

The screenshot displays the top navigation bar of a music streaming application. The 'Upload' button is highlighted with a red box. Below the navigation bar, there is a list of four music tracks, each with a waveform visualization and engagement metrics. The right-hand sidebar contains a promotional banner for 'Explore!', a 'Statistics' section showing 'Plays today' as 1 and 'Plays yesterday' as 0, and a 'Who to follow' section with three artist profiles: JACK POWELLS, How Did This Get Made?, and U Talkin' U2 To Me?.

Navigation Bar: Stream | Explore | Search | **Upload** | Playback controls | Settings

Track 1: d.C.COLA - High Noon (#Alternative Rock) | 1 hour | 250 plays, 7 likes, 2 reposts, 2 shares

Track 2: GaryClarkJr - Please Come Home Feat. Alice Smith (#R&B) | 12 hours | 1,581 plays, 152 likes, 50 reposts, 17 shares

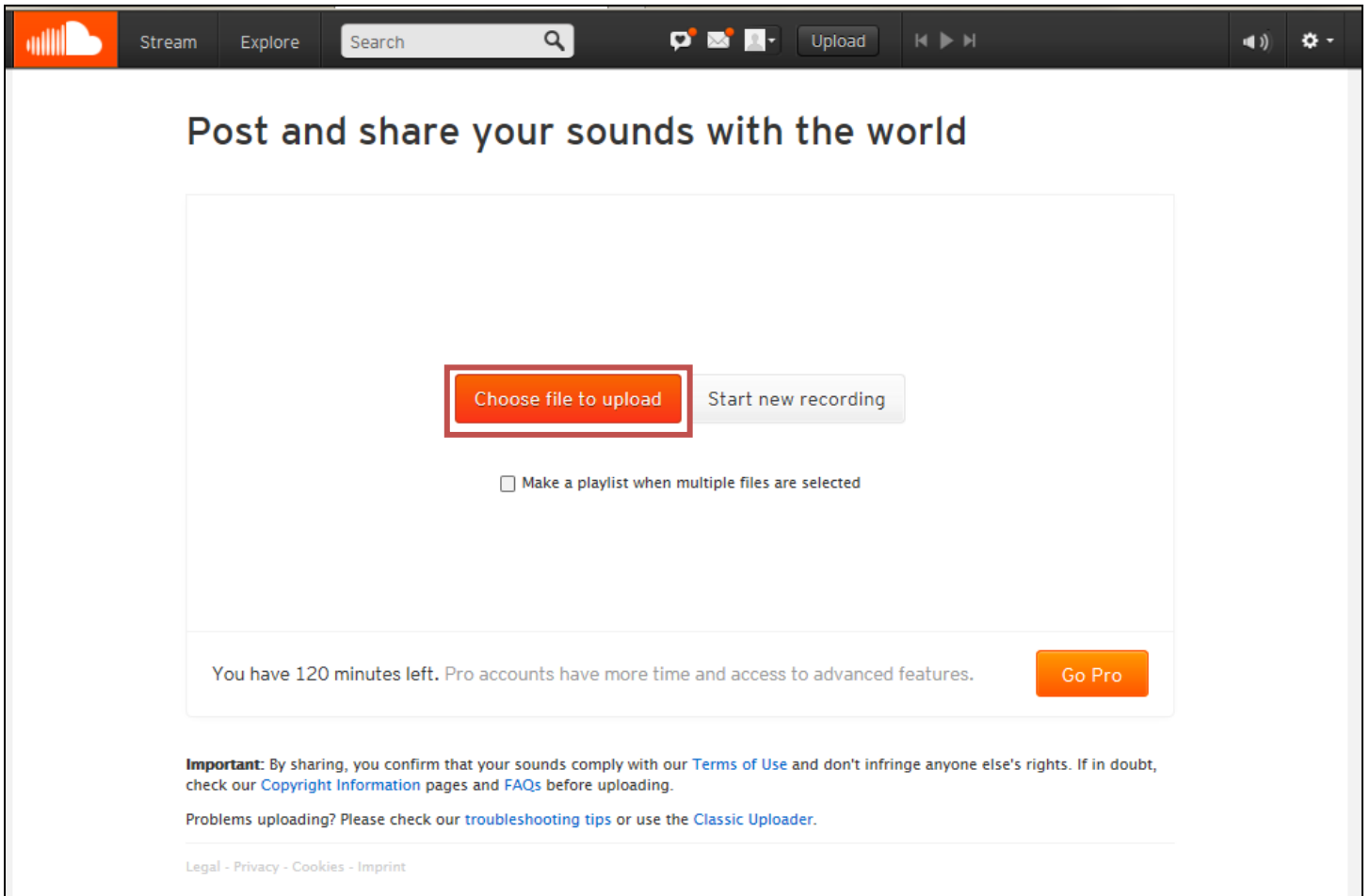
Track 3: HighNote-Savant Records - DENA DeROSE - The Great City from "We Won't Forget You" HighNote Records 7263 (#jazz) | 23 hours | 760 plays, 27 likes, 10 reposts, 3 shares

Track 4: Easy Sound Recording Co. - The Donkeys - Blues In The Afternoon (#The Donkeys) | 1 day | 5,528 plays, 185 likes, 58 reposts, 6 shares

Right Sidebar:

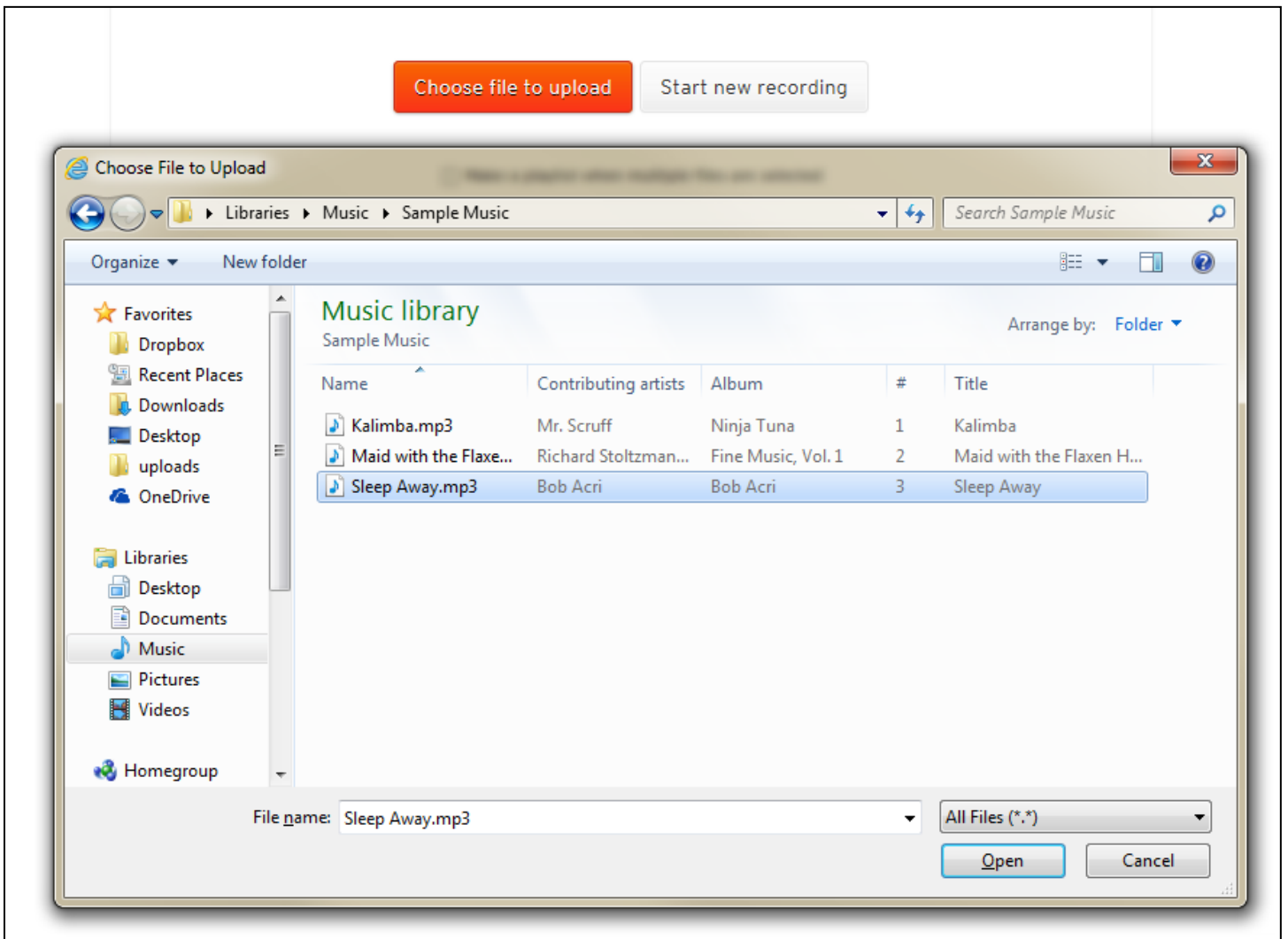
- Try the new Explore!** Hear the latest trending music & audio
- Statistics** | View all
- Plays today: **1** | Plays yesterday: 0
- 1 plays in total
- Who to follow** | Refresh
- JACK POWELLS** | 267 followers | 4 reposts | Follow
- How Did This Get Made?** | 18,851 followers | 166 reposts | Follow
- U Talkin' U2 To Me?** | 248,152 followers | 10 reposts | Follow
- Go mobile
- Available on the **App Store** | Get it on **Google play**
- Legal - Privacy - Cookies - Imprint

Step 3: Select "Choose file to upload".



The screenshot shows the SoundCloud upload page. At the top, there is a navigation bar with the SoundCloud logo, "Stream", "Explore", a search bar, and an "Upload" button. The main heading reads "Post and share your sounds with the world". Below this is a large white box containing two buttons: "Choose file to upload" (highlighted with a red border) and "Start new recording". Underneath these buttons is a checkbox labeled "Make a playlist when multiple files are selected". At the bottom of the white box, a message states "You have 120 minutes left. Pro accounts have more time and access to advanced features." with a "Go Pro" button. Below the white box, there is an important notice: "Important: By sharing, you confirm that your sounds comply with our Terms of Use and don't infringe anyone else's rights. If in doubt, check our Copyright Information pages and FAQs before uploading." followed by a link for troubleshooting: "Problems uploading? Please check our troubleshooting tips or use the Classic Uploader." At the very bottom, there are links for "Legal - Privacy - Cookies - Imprint".

Step 4: Select the file on your machine to upload.



Step 5: Once the file is selected, it will upload the file to SoundCloud. Depending on your connection speed this can take a few minutes. While the file is being uploaded, enter an appropriate title and any other fields you would like to complete. Select whether you would like the file to be public or private. **VERY IMPORTANT:** Make sure that the file has both checks under the "Advanced settings" section as shown below. We embed your file in our reviewer software and we also will be downloading the file prior to the meeting to ensure we have a local copy of your sample file.

Hej RatherBeGolfing | Settings | Messages | Sign out

Home You **Tracks** People Groups Upload & Share Search SoundCloud

Upload & Share Any Sound

Upload completed Transcoding completed

Info

Title *
Test Audio

Permalink: <http://soundcloud.com/ratherbegolfing/test-audio>

Image ? Description

Upload image

Type Recording Genre Please enter one

Tags Separate with spaces or use quotation marks (e.g. "spoken word") – limited to 30

Selected License: All Rights Reserved Change License ?

Show more options Add a buy or video link and more metadata

Settings

Public

Private This track is currently private

Hey, looking to privately share? Go [here](#) for more information.

Advanced settings:

✓ Downloads enabled Click to disable

✓ Display embed code publicly Click to change

Quiet mode For comments and stats

Respect other people's rights

By uploading to SoundCloud, you represent that your sounds and any related content you upload complies with SoundCloud's [Terms of Use](#), [Community Guidelines](#) and applicable law, and that you are authorised to publish this content on SoundCloud. If you upload content that infringes any third party rights, you risk having your SoundCloud account terminated.

In case of doubt, please check our [information pages](#) before uploading.

Cancel Save

Step 6: Once the file has been uploaded, make sure to click on "Save" at the bottom of the page. If successful, you will see your uploaded track similar to below.

The screenshot displays a music player interface. At the top, there is a navigation bar with 'Home', 'Collection', and a search bar. The track 'Test Audio' by 'RatherBeGolfing' is shown with a 2-minute duration. A success message indicates the track has been updated. Below the track, there is a waveform and a '0:03' timer. A comment section is visible with a 'Write a comment' field and icons for adding, deleting, and editing comments. The track is marked as private. A tag suggestion box shows '#Electronic #Ambient #Drone' with a 'Save' button. On the right, there are mobile app download links for the App Store and Google Play, along with links for legal, privacy, and cookies.

Step 7: Click on the "Share" link.

Home Collection Search Go Pro Upload

RatherBeGolfing 2 minutes

Test Audio

Your track has been updated successfully.

Update image

Write a comment

Share Download Edit Delete More stats

This track is private.

RatherBeGolfing 1

#Electronic #Ambient #Drone

Here are some tags to get you started.

Add tags to help people find your tracks

Cancel Save

Go mobile

Download on the App Store GET IT ON Google play

Legal - Privacy - Cookies - Imprint - Popular searches Language: English (US)

Step 8: Click on the "Embed" link and then select the second embed option. Copy the code listed under "Code & preview" as shown below. Paste this embed code into the appropriate field on your application form.

Share **Embed** Message

Code and preview

```
<iframe width="100%" height="166" scrolling="no" frameborder="0" data-bbox="285 348 630 373"></iframe>
```

WordPress code

RatherBeGolfing
Test Audio

SOUNDCLOUD

0:03

More options ▼